

LSS
Independent Novel Study Booklet
Mr. Ruiter

Your Name: _____

Title of Book: _____

Author: _____

Due Date: _____

Introduction:

This is your Independent Novel Study Package! You have chosen a novel of your own, and you have received approval from me to go ahead with this novel. Now it is time to begin the project! Before you begin, please read this entire page (and the next page) in order to understand how this project will work and how to complete the task correctly. There are four levels of activities that you will be examining— bronze, silver, gold, and platinum. As the names suggest, activities from each group of activities grow in difficulty from bronze all the way to platinum. Each activity is graded on a scale of 1 to 5. Your goal is to score as many points as you can to a maximum of ____ points. It is up to you which activities you will choose in order to reach the maximum score. For instance, you may choose to do many lower point activities, or you may choose to do only several higher point activities—or a combination of both. Here is a breakdown of the point value of each category of activities:

Bronze = 1 point

Silver = 5

Gold = 10 points

Platinum = 20 points (You may only perform one platinum question)

COVER (OPTIONAL +5 points) Redesign the front and back cover of the book using the template below as a guide. Attach your cover to this booklet. Colour your book cover and add text to make it look just like the real thing.

Book Jacket Template

<p>INSIDE REAR COVER FLAP</p> <p>About the author. List the author's name and something about him or her, education, where he/she lives, etc. Write this in your own words.</p> <p>Include the publishing company's name and place of publication.</p>	<p>BACK COVER</p> <p>Title Author Barcode</p> <p>Publishing company name</p> <p>Reading level (if known)</p> <p>Awards the book has recieved</p> <p>Write a summary of the book from the viewpoint of someone important. or from a book review company. Give hints about exciting events while will happen, but don't give the answers!</p> <p>Write quotes you or your friends might have said about the book.</p>	<p>BOOK SPINE</p> <p>Title</p> <p>Author's Last Name</p> <p>Publisher</p>	<p>FRONT COVER</p> <p>Book Title</p> <p>Author</p> <div data-bbox="935 1350 1182 1577" style="border: 1px solid black; padding: 10px; text-align: center;">Draw a cover picture</div>	<p>INSIDE FRONT COVER FLAP</p> <p>Write interesting information about the story which will make readers want to open the cover and keep reading. This is a short summary, designed to be highly interesting to the reader.</p>
---	--	--	--	---

Instructions:

Your final grade will be the sum of all your scores. For example, you may choose to do one platinum activity (maximum 20 points) and two gold activities (maximum 20 points), along with one silver activity (maximum 5 points), and five bronze activities (1 point each) for a total maximum of ___ possible points. This is just one out of many, many different combinations you can choose to complete this project. Choose activities that you feel represent a comfortable level of challenge for you in order to reach the goal of ___ points.

Complete the activities below that add up to a possible score of ___ points. Write your responses on the lined sheets included in this package. Use correct spelling, grammar and punctuation. Be sure to write each question in the correct space. For instance, if you are answering Bronze question number 3, you will write your answer in the space labeled "B-3." If you are answering Gold question number 5, you will answer in the space labeled "G-5." Keep track of how much each question is worth—remember the goal is reach a maximum score! This means you will need to answer questions fully in order to score the full value.

Assessment:

5	4	3	2	1
The task is responded to with extensive detail , imagination, sophistication, with clear textual support , page number references, and quotations when appropriate. The work is neatly recorded and free of grammatical and spelling errors. Many textual examples are seamlessly mixed into the answers. Answers are complete and extensive.	The task is responded to with details , and imagination, and textual support is provided frequently. The work overall is neatly recorded and mostly free of grammatical and spelling errors. Some textual examples are mixed into the answers. Answers are of sufficient length to complete the task.	The task is answered with some details , although textual support is only sometimes included. The work contains some grammatical and spelling errors which do not interfere with meaning. Answers may lack support at times. Answers are brief but complete the task minimally.	The task is responded to with few details or no textual support. The work may contain frequent, serious grammatical and spelling errors which interfere with meaning. Answers lack support or do not fully address the question asked. Answers may be too brief to accomplish the task.	The task is responded to with few or no details. The work contains frequent, serious errors or may not attempt to answer the question. The response may be too brief or may demonstrate a misunderstanding of the task.

BRONZE ASSIGNMENTS (1 Point Each)

B—1 Make a soundtrack for the book by choosing at least 10 popular songs. For each song, explain in at least one sentence why you chose the song and how it relates to the events or characters in the book. Include the full song title and artist for each.

B—2 If you could change places with one character, who would it be and why? Your explanation should be at least one page. Remember to describe the character and their situation well because your audience may not have read the book. Give EVIDENCE--examples of things the character has done or said that supports your description.

B—3 Which character is most like you? Why? Your explanation should be at least one page of writing. Remember to describe the character well because your audience may not have read the book. Give EVIDENCE-- examples of things the character has done or said that support your description. Also, give EVIDENCE of what it is about you that is similar to the character--these might be examples of things you have said or done.

B—4 Change the time and place of the novel. Explain how this would change the story in one paragraph. First tell where and when the novel takes place. Then tell where and when you would change it to. Focus on how the characters would be different and on how the plot (what happens) might change.

B—5 Become one of the characters and describe your experiences during a certain event. Your description should be at least half a page of writing. Write in the FIRST PERSON (using 'I') and remember to use as many senses (taste, touch, smell, sound, sight) as possible in your description.

B—6 Choose one character, tell how they behaved/what they were like in the beginning, how they behaved/what they were like at the end, and how they changed. Your description should be at least one page.

B—7 Play teacher! Create a ten (10) question quiz to help test other students about the book you have chosen.

SILVER ASSIGNMENTS (5 Points Each Maximum)

S—1 Make a comic strip of the book or a chapter (at least 6 panels in full color with text.)

S—2 Draw a scene from the book. Include the page or chapter number. Your drawing will be scored based on how much detail is included. Make sure you show who the people are in your picture.

S—3 Describe an experience you've had that was like something that happened in the book. Your description should be at least one page. First, describe the event in the book, then describe the event that happened to you.

S—4 Write an obituary for a character in the style that would appear in a newspaper. Include details about that character. At least two paragraphs in length.

S—5 Imagine your book is being turned into a movie--who would play each character? Name at least 3 characters and who would play them (explain in at least one sentence why **OR** include a quote from each character that makes your point) and tell where you would film the movie.

S—6 Get two different colored pens and choose a page from the book that you particularly liked. Begin by writing the first sentence from the page in the book in one color. Then add a sentence of your own in another color. Then go back and write the next sentence in the book. Continue alternating until you have finished the page.

S—7 Choose a selection of dialogue from the novel and rewrite it in a completely different style. For instance, if the dialogue is written in modern English, rewrite it to be much older, or change word choice to reflect a different meaning.

S—8 Choose a descriptive paragraph from the novel. Write down the entire paragraph. Identify at least three (3) of the following literary devices from the text by circling the example: simile, metaphor, personification, alliteration, hyperbole, onomatopoeia.

S—9 Google "shape poetry" and create a shape poem in the shape of a major symbol from the novel.

S—10 Using one (1) simile, one (1) metaphor, two (2) examples of alliteration, one (1) personification, and one (1) example of hyperbole, write a one-paragraph summary of the plot of your novel.

GOLD ASSIGNMENTS (10 Points Each Maximum)

G—1 Write a blues song for a character. Include the lyrics and a one-paragraph explanation of why this song is appropriate for the character.

G—2 Make a collage of a major theme from the book. Use clippings from magazines, newspapers, etc. The collage must include at least 10 different clips. Include in one or two sentences what theme you are representing and what it has to do with your novel. **DO NOT MAKE THE COLLAGE ON A LARGE SEPARATE POSTER.**

- G—3** Write a letter to a character. Then, have that character write a letter answering back in the voice of the character (using words they would use and saying things they would say.) Each letter should be at least half a page in length.
- G—4** Pretend you are a newspaper reporter and write out an interview with one of the characters (at least 10 OPEN questions and answers.)
- G—5** Write an ORIGINAL SONG about the book (at least 20 lines.) Include a one-paragraph explanation of how the song relates to the events and characters of the book.
- G—6** Become a character and write a diary with at least 5 entries. Include events from the novel and how you feel about them. Write in the voice of the character (using words they would use and saying things they would say.)
- G—7** Make an illustrated time line of events in the book, make sure your time-line includes at least 10 events with a two sentence description and small picture or clipping describing each event.
- G—8** Make a character up! Imagine a character that was not in the book but that could have been. Write a conversation between this character and one of the existing characters (one page) and tell how the book would change with this new character (half a page.)
- G—9** What could happen after the story is over? Write a brief summary (two pages) of a sequel to the book (describe the main characters, tell what the plot would be.)
- G—10** Write an imaginary interview with the author (at least 10 open questions and answers.)
- G—11** Draw a map (in color) of one place in the book, labeling landmarks and points of interest.
- G—12** Write two letters from the protagonist to the antagonist, with the antagonist responding. Each letter should be at least one page long and in the “voice” of the character.
- G—13** Design and create a detailed movie poster for the novel. Include a catch phrase, actor names, pictures, and colour to create a realistic and exciting advertisement.
- G—14** Write a "Dear Abby" column with questions from at least two characters asking for advice and your answers as Dear Abby. Each column should be at least 1/2 page.
- G—15** What else happens? Add a chapter to the end of the book. This should be at least four-pages in length, typed, and in the style of the book.
- G—16** Pick two characters from the book you choose, and another book. Be sure to write the title and author of the second book. Describe a meeting between the two of them (where and when and how it would take place) and write twenty lines of dialogue between them.
- G—17** Rewrite a section of the book from a different character's point of view than is in the original book. This should be at least two pages, typed, size 12 font, and in the style of the book.
- G—18** Rewrite a section of the book with yourself as a character. This should be at least two pages, size 12 font, typed, and in the style of the book.
- G—19** Discuss the book in a paragraph from the point of view of literary criticism: you may choose between feminist, New Criticism, Marxist, traditionalist, and moralist perspectives.
- G—20** Download the free PRISMA app onto your phone. Assume the role of a character in the novel and take a “selfie,” or have another person record a picture of you as the character. Shape the image using a lens in the PRISMA app. Print the image in colour and attach.

Lined writing area consisting of 22 horizontal lines.

S—1


S—2


--

Lined writing area consisting of 20 horizontal lines.


S—9


(Attach shape poem here)























G—15

(Attach four page typed document here)

G—17

(Attach two page typed document here)

G—18

(Attach two page typed document here)

G—20

(Attach your PRISMA)

Are you finished? Please check and make sure your questions add up to:

/50 points English 8/9

/70 points English 10

/80 points English 11

/100 points English 12